

# Vanquish LifeStages - Balance

## Monthly Factsheet



As of 31/08/2025

### Investment Strategy

Designed for those who wish to take a balanced approach to investing, be that for growth or income.

It makes further adjustments to the individual weighting and share allocation, further shifting exposure away from more volatile stocks towards consumer goods and service and introducing a small fixed interest exposure.

This approach manages volatility to a suitable level for those seeking to take an income by seeking to avoid the larger capital fluctuations that can be experienced in outright growth portfolios.

Annual Management Charge: 0.95%

### Investment Team

The **Vanquish Portfolios** are designed to bring the benefits of high conviction, research driven, institutional quality investment management to direct investors. They are provided by Vanquish Asset Management in association with discretionary manager Sentinel Portfolio Management.

**Vanquish Asset Management** is part of Hencilla Canworth. Established in 1981 and now part-owned by institutional investment research provider Vanquish Analytics, our heritage spans five decades.

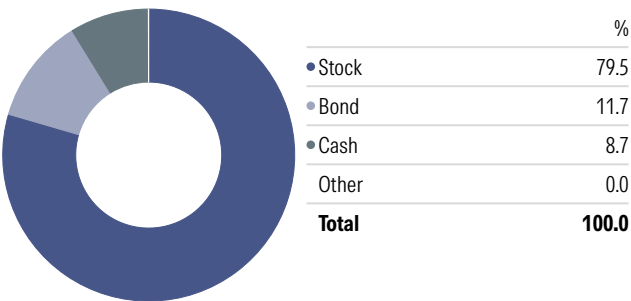
Strategic asset allocation and stock selection are overseen by our Chief Investment Officer, Julian Penniston-Hill, a leading industry innovator with 30 years' experience at CEO and board level, overseeing a combined £3 billion in assets on behalf of more than 150,000 clients to date.

**Sentinel Portfolio Management** was launched in 2020, with the aim of taking investment management back to core fundamentals, challenging the current industry norms on both thinking and cost.

All discretionary management decisions are overseen by a team that can trace its roots back to the 1990s. Our philosophy has been shaped by our experience, believing that it is risk that drives returns. Rather than adhering to conventional asset allocation methodology we adopt a 'fluid' approach, preferring to manage our portfolios by volatility, generating low-cost goal-based outcomes.

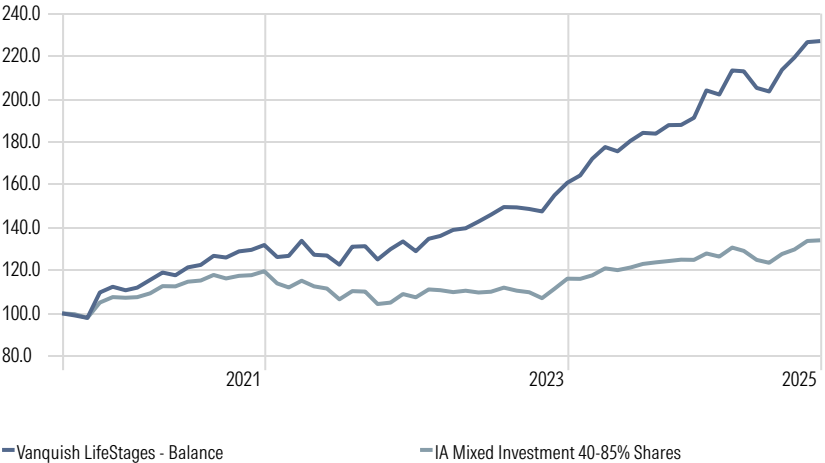
### Asset Allocation - Vanquish LifeStages - Balance

Portfolio Date: 31/08/2025



### Investment Growth

Time Period: 01/09/2020 to 31/08/2025



### Calendar Year Returns

Data Point: Return

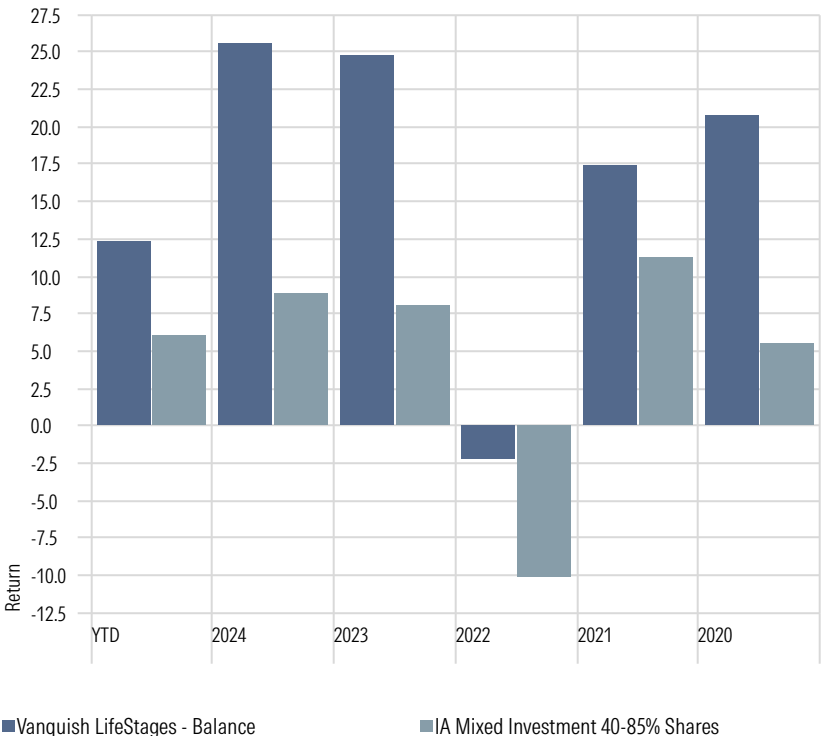
	YTD	2024	2023	2022	2021	2020
Vanquish LifeStages - Balance	12.35	25.58	24.79	-2.19	17.36	20.82
IA Mixed Investment 40-85% Shares	6.00	8.88	8.10	-10.18	11.22	5.50

### Trailing Returns

Data Point: Return

	1 Month	3 Months	6 Months	1 Year	3 Years	5 Years
Vanquish LifeStages - Balance	0.22	6.28	6.63	20.89	72.93	127.17
IA Mixed Investment 40-85% Shares	0.23	5.00	3.83	7.78	21.74	34.11

### Investment Performance Chart

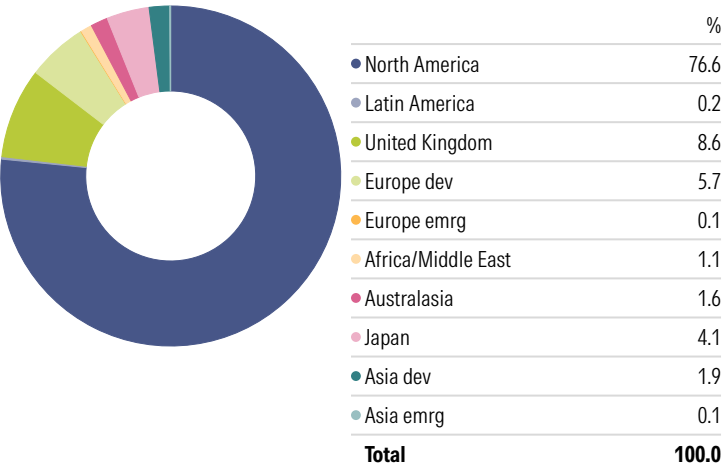


# Current Portfolio Analysis



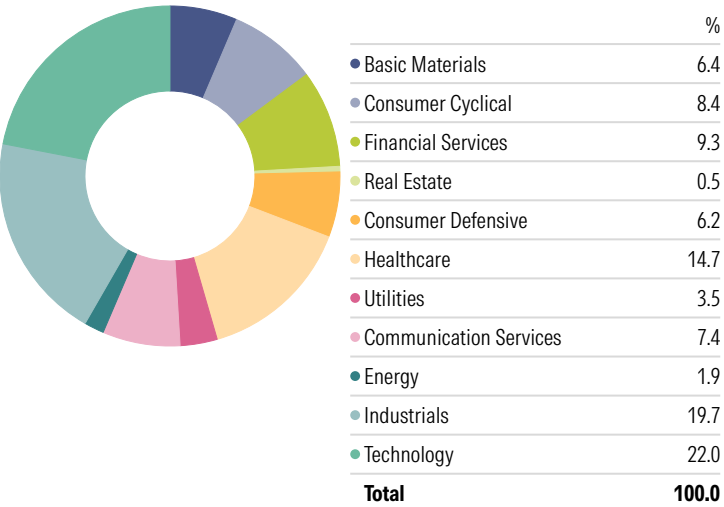
## Current Portfolio - Equity Regional Exposure

Portfolio Date: 31/08/2025



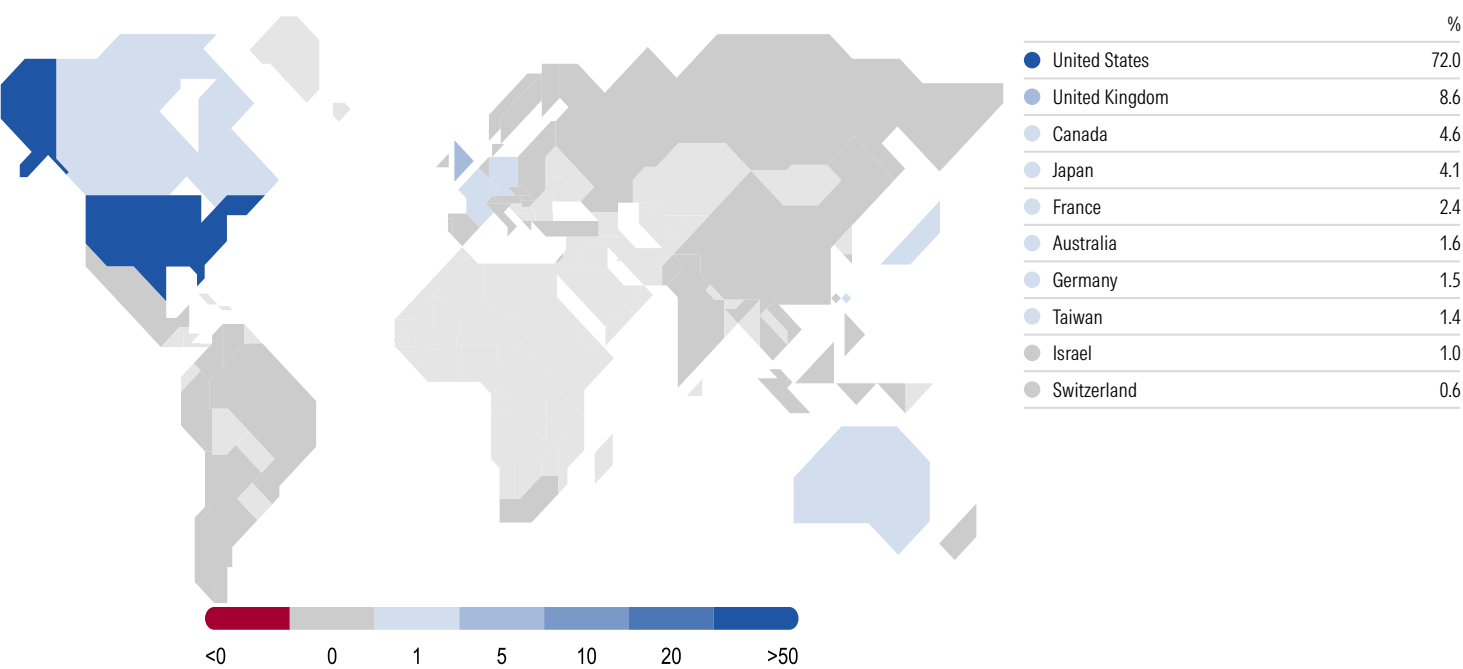
## Current Portfolio - Equity Sectors

Portfolio Date: 31/08/2025



## Equity Country/Region Exposure - Vanquish LifeStages - Balance

Portfolio Date: 31/08/2025



All data provided is sourced from Morningstar unless otherwise specified and is for informational purposes only. This fact sheet is approved and issued by Sentinel Portfolio Management ("SPM") which is authorised and regulated by the Financial Conduct Authority (926168) where SPM is the Investment Manager of the portfolio. If you are uncertain with regards to your eligibility you should seek independent professional advice on the matter. This document does not constitute professional advice, or an offer, or a solicitation of an offer, to sell securities and no securities are to be offered or sold other than to persons whose ordinary activities involve them in acquiring, holding, managing or disposing of investments (as principal or agent) for the purposes of their businesses, or otherwise in circumstances which have not resulted and will not result in an offer to the public within the meaning of the Financial Services and Markets Act 2000. The Model Portfolio Service is not suitable for all types of investor and investor accounts on the Investment platform may only be attached to it by the instruction of an investment professional. Past performance is not necessarily a guide to the future performance, investments can go down as well as up. Market and currency movements may cause the value of investments and the income from them to fall as well as rise. Whilst all reasonable care has been taken in preparing this fact sheet, the information contained herein has been obtained from sources that we consider reliable but we do not represent that it is complete or accurate and it should not be relied upon as such. Important Notice: This portfolio launched on 31st July 2025 and the performance shown in this factsheet is for illustrative back-testing purposes only. It does not represent actual returns available to clients. All returns shown are based on the holdings of the portfolio at launch and demonstrate how these would have performed historically if held in the same proportions throughout the back-tested periods, after fees and charges. No stock substitutions were made during these periods. Neither SPM, its officers or employees shall be in any way responsible for its content. All trading strategies are denominated in Sterling unless otherwise stated. It is the responsibility of all users to be informed and to observe all applicable laws and regulations of any relevant jurisdiction, and to satisfy themselves that their use of this information and any subsequent investment in the portfolio is permissible under the applicable laws, rules and regulations of any applicable government, governmental agency, or regulatory organisation where they reside. All allocations are calculated to two decimal places.